


5-MINUTE SPRING CRAFTS

**NO-MESS PRINTABLES
FOR TODDLERS**

BY 3CraftMama

Craft #1 - Paper Plate Rainbow

5-minute no mess activity



Colour the rainbow stripes.



Cut around the edges of the rainbow.




Glue cotton balls onto the clouds.



Paste it on a half paper plate for a fun decoration.

Craft #2 - Build a Flower

5-minute no mess activity



Colour the flower, stem and leaves.



Cut each one out.



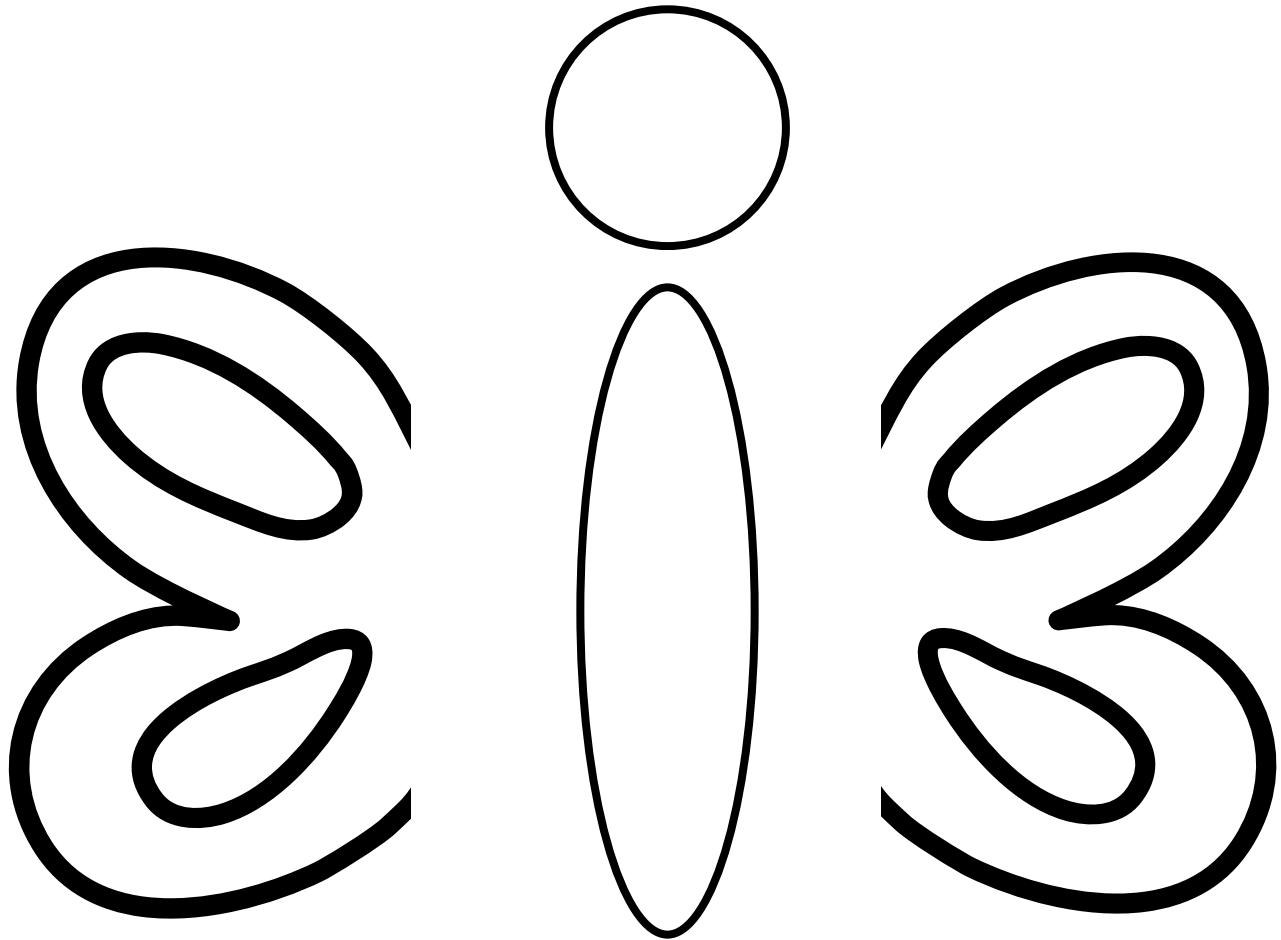
Glue them onto a paper to make a flower.



Optional: Add a button to the centre of the flower.

Craft #3 - Make a Butterfly

5-minute no mess activity



Colour or paint the butterfly wings, body and head.



Cut them out.




Arrange them onto a paper (for a special effect, use a popsicle stick in place of the outlined body..


•• Optional: Add on googly eyes for some fun effect.


Craft #4 -

Make a Ladybug

5-minute no mess activity



 Colour or paint the big circle red and the small circle black.

 Cut them out.





 Glue the big and small circles onto a paper.

- Cut out the black circles and stick them one by one onto the big circle to make the ladybug's body.

A simple, low prep craft that allows for counting practice and creativity.

Bug Hunt Matching Game

Match the bugs to their shadows



Instructions:

1. Cut out the bug pictures.
2. Look at the shadows below.
3. Match and glue each bug in the right spot!

💡 **Optional: Laminate and reuse with Velcro dots for a fun busy bag!**